



ISKA ISKA

Giant Silver-tin Polymetallic Discovery in Bolivia



Cautionary Language

This presentation contains “forward-looking statements” and “forward-looking information” within the meaning of applicable Canadian securities laws concerning Eloro Resources Ltd. (the “Company”) and its plans for its Iska Iska project (the “Iska Iska Project”) and other matters. All statements in this presentation, other than statements of historical facts, are forward-looking statements. Such forward-looking statements and forward-looking information specifically include, but are not limited to, statements and information that relate to the Company’s plans for the Iska Iska Project and the expected timing for its exploration and other activities.

Forward-looking statements and forward-looking information include statements regarding the expectations and beliefs of management. Often, but not always, forward-looking statements and forward-looking information can be identified by the use of words such as “plans”, “expects”, “potential”, “is expected”, “anticipated”, “is targeted”, “budgeted”, “scheduled”, “estimates”, “forecasts”, “intends”, “anticipates”, or “believes” or the negatives thereof or variations of such words and phrases or statements that certain actions, events or results “may”, “could”, “would”, “might” or “will” be taken, occur or be achieved. Forward-looking statements or forward-looking information should not be read as guarantees of future performance and results. They are subject to known and unknown risks, uncertainties and other factors that may cause the actual results and events to be materially different from any future results, performance or achievements expressed or implied by such forward-looking statements or forward-looking information. Such risks and uncertainties include, without limitation, those relating to: the impact of COVID-19 on the business and operations of the Company; the state of financial markets; history of losses; dilution; adverse events relating to development; ground conditions; interest rate increases; global economy; price fluctuations for silver and other relevant metals; speculative nature of exploration activities; periodic interruptions to exploration activities; environmental hazards and liability; industrial accidents; labour disputes; supply problems; uncertainty of production and cost estimates; interpretation of drill results and the estimation of mineral resources and reserves; changes in project parameters as plans continue to be developed; possible variations in grade of mineralization or recovery rates from management’s expectations; community actions; title matters; regulatory approvals and restrictions; increased costs and physical risks relating to climate change, including extreme weather events, and new or revised regulations relating to climate change; permitting and licensing; cyber security risks; volatility of the market price of the Company’s securities; insurance; competition; currency fluctuations; loss of key employees;

and other risks of the mineral exploration industry as well as those risks discussed in the Company’s Management Discussion and Analysis for the year ended March 31, 2023, in the section entitled “Risk Factors” in the Company’s Annual Information Form dated June 29, 2023 or in the Company’s other filings that are available at www.sedar.com. The forward-looking statements and forward-looking information contained in this presentation are based upon assumptions which management believes to be reasonable, including, without limitation: no adverse developments in respect of the property or operations at the Iska Iska Project and the absence of any other factors that could cause actions, events or results to differ from those anticipated, estimated or intended. The forward-looking statements and forward-looking information are stated as of the date of this presentation (or as otherwise indicated). The Company disclaims any intent or obligation to update forward-looking statements or forward-looking information except as required by law. Although the Company has attempted to identify important factors that could cause actual actions, events or results to differ materially from those described in forward-looking statements and forward-looking information, there may be other factors that could cause actions, events or results not to be as anticipated, estimated or intended. Should one or more of the risks or uncertainties identified by the Company materialize, should any other risks or uncertainties materialize or should underlying assumptions prove to be incorrect, actual results and events may vary materially from those described in forward-looking statements and forward-looking information. The Company provides no assurance that forward-looking statements and forward-looking information will prove to be accurate, as actual results and future events could differ materially from those anticipated in such statements or information. Accordingly, readers should not place undue reliance on forward-looking statements or forward-looking information.

Not an Offer or Solicitation

This presentation does not constitute an offer to sell or a solicitation of an offer to buy any securities in any jurisdiction to any person.

Qualified Person

The technical information and data in this presentation was reviewed by Dr. William Pearson, Executive Vice President, Exploration for the Company, who is a Qualified Person within the meaning of National Instrument 43-101 – Standards of Disclosure for Mineral Projects.

Investment Highlights



Advancing the **Iska Iska silver–tin polymetallic project** in Potosí, Bolivia
Large endowment of critical and strategic metals (Ag–Sn–Zn–Pb)

High-grade Near-surface Indicated Resource Zone

- **85.2 Mt @ 40 g/t Ag, 1.21% Zn, 0.71% Pb**
- Multiple definition drill programs expanding and upgrading this higher-grade area
- Assays to date have delivered **high grade intersections especially for Ag and Sn**
- April 2026 MRE focused on expanding and upgrading to **85.17 Mt Indicated of 78.38 g/t Ag Eq** and **943.43 Mt Inferred Resources grading 22.04 g/t Ag Eq**

*See notes in the Appendix

Total current resource (inferred)

1.25 Billion
oz Ag eq

incl

358.1
Moz Ag

5.75
Mt Zn

2.10
Mt Pb

290,000 t Sn

1.21 Moz Au

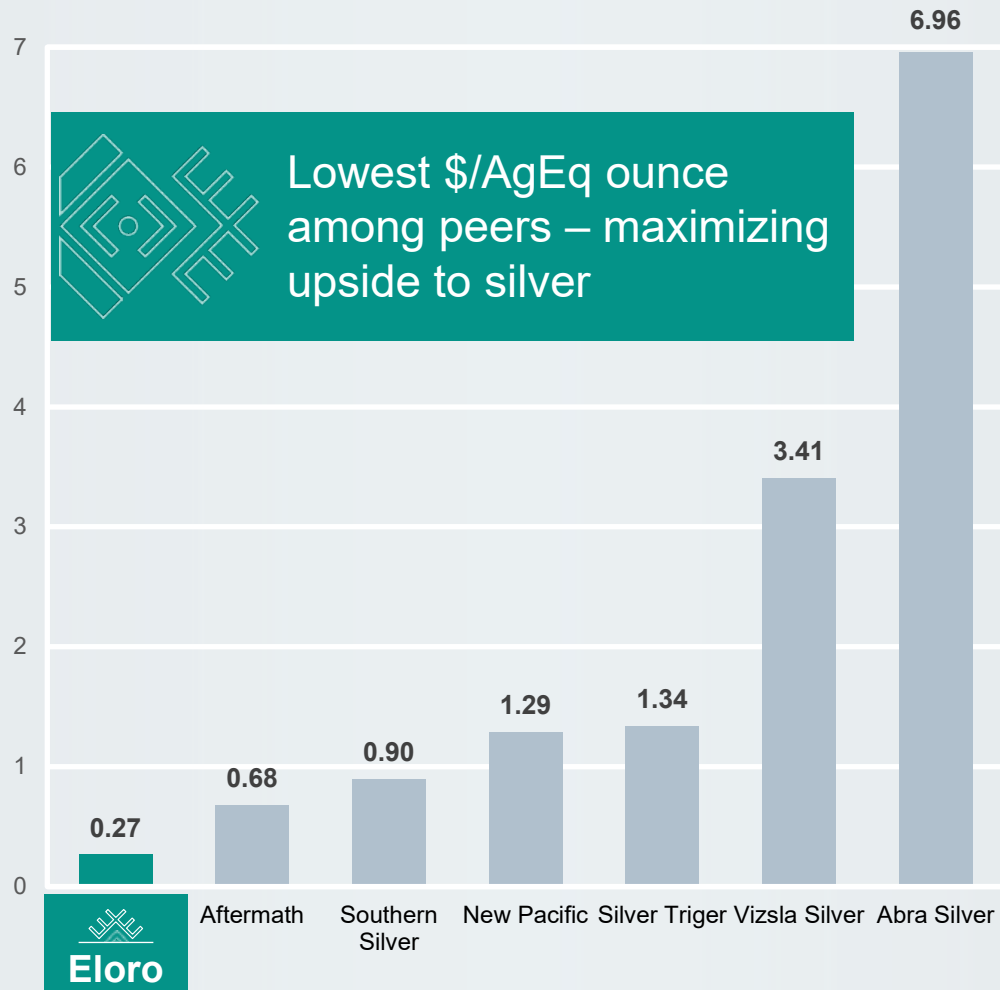
Key 2026 Catalysts



- ✓ Updated **Mineral Resource Estimate** incorporating new definition-drilling data
- Preliminary Economic Assessment (**PEA**)
- **Continued drilling results** targeting expansion of higher-grade zones and upgrading resources

Leverage to Silver Commodity

\$ Value AgEq Ounce



Ticker	Project, Owner	Category	Silver Oz	Grade	Ton
CVE:CKG	Metates, Chesapeake Gold Corp.	M&I	542 M	12.9	1,302 M
TSE:DSV	Cordero, Discovery Silver Corp	M&I	493 M	21.0	719 M
TSE:ELO	Iska Iska, Eoro Resources Ltd	Inferred	248 M	8.5	945 M
CVE:BCM	Corani, Bear Creek Mining Corp	P&P	229 M	51.3	139 M
TSE:NUAG	Silver Sand, New Pacific Metals Corp	M&I	202 M	116.0	54 M
ABRA	Diablillos, AbraSilver Resource Corp	M&I	198 M	59.0	104 M
TSE:NUAG	Carangas (Upper Silver Zone), New Pacific Metals Corp	M&I	171 M	45.0	119 M
CVE:ITR	DeLamar, Integra Resources Corp	M&I	143 M	18.1	248 M
TSE:VZLA	Panuco, Vizsla Silver Corp	M&I	128 M	307.0	13 M
CVE:APGO	Calico, Apollo Silver Corp	M&I	125 M	71.0	55 M
TSE:ELO	Iska Iska, Eoro Resources Ltd	M&I	110 M	40.0	85 M
TSE:SKE	Eskay Creek, Skeena Resources Ltd	M&I	103 M	63.0	50 M
CVE:AAG	Berenguela, Aftermath Silver Ltd	M&I	101 M	78.0	40 M
SSV	Cerro Las Minitas, Southern Silver Exploration Corp	Inferred	83 M	111.0	23 M
SVRS	San Diego, Silver Storm Mining Ltd	Inferred	82 M	61.0	42 M
TSE:VZLA	Panuco, Vizsla Silver Corp	Inferred	74 M	219.0	11 M

Source: CIBC

Source: Mining Visuals

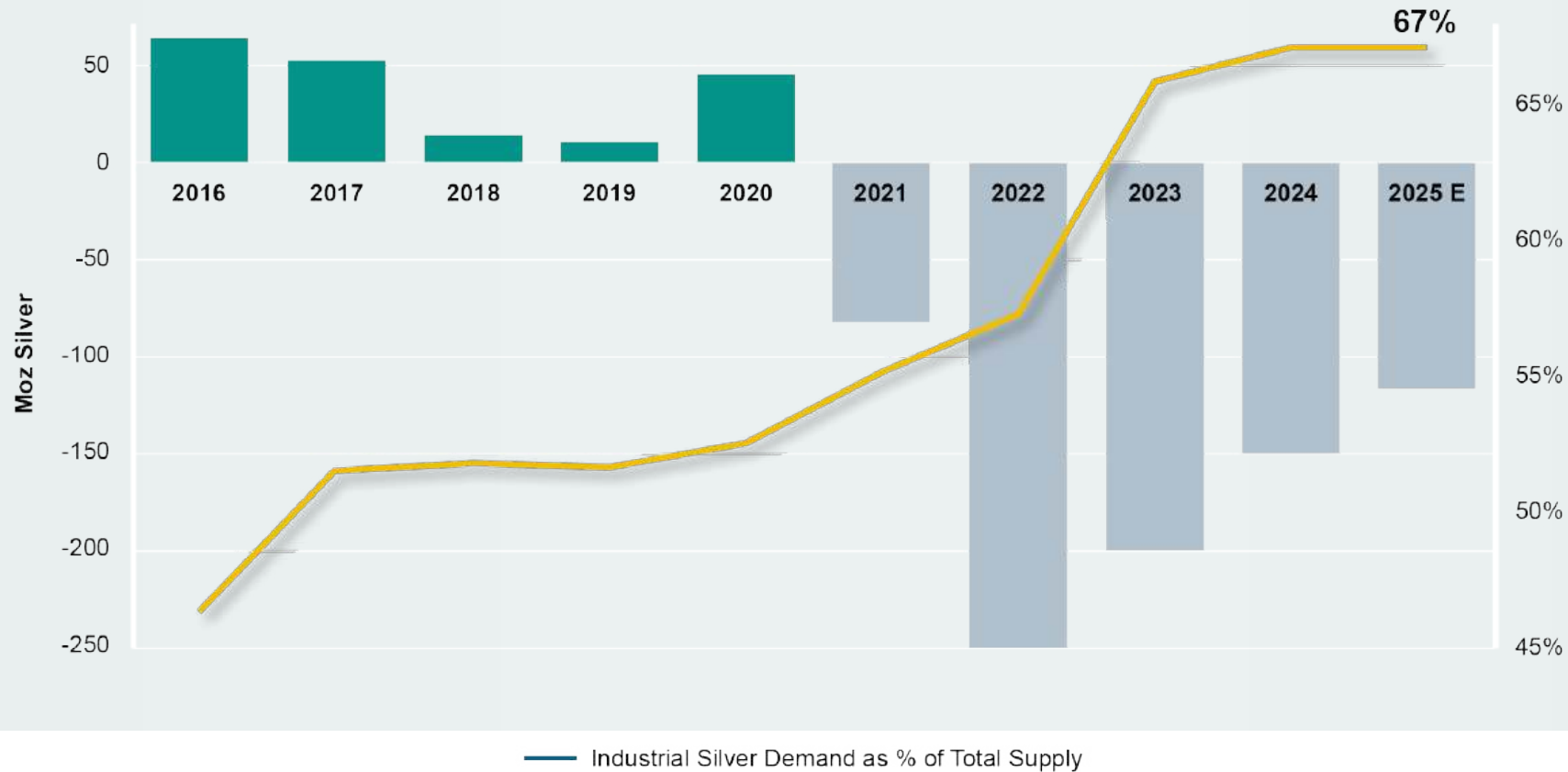
2025: Fifth Consecutive Year of Silver Supply Deficit



Tightening supply,
rising demand – a strong
setup for silver



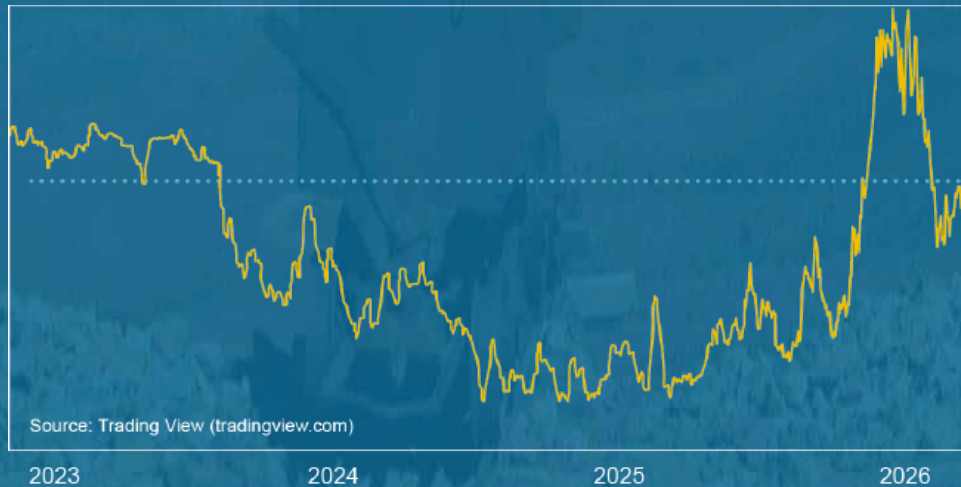
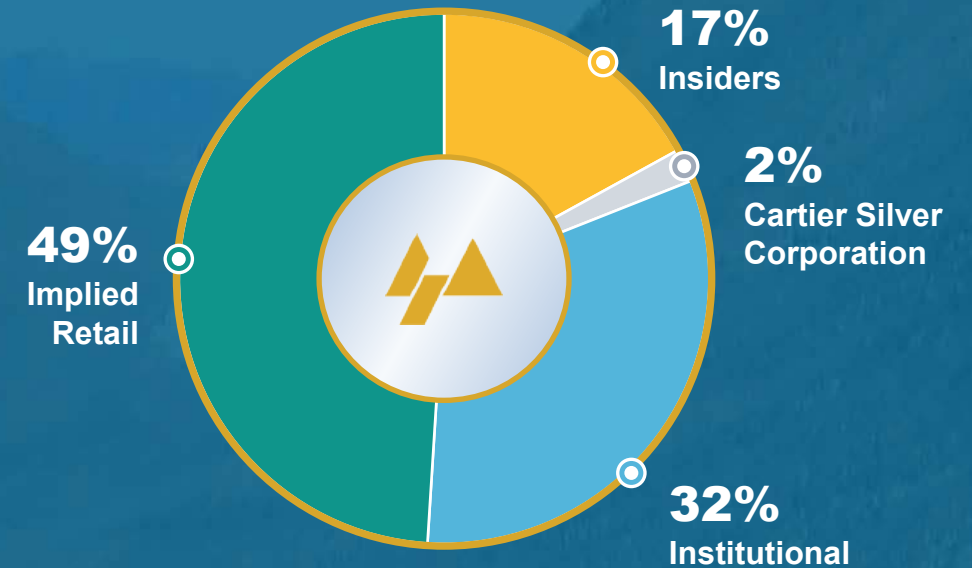
Eloro is uniquely positioned to
benefit through scale, grade
and exploration upside



Capital Structure and Ownership

TSX: **ELO** | Frankfurt **P2Q** (WKNA1JKAT) | OTCQX: **ELRRF**

Shares Issued and Outstanding (May 5, 2026)	119.66M
Warrants (\$1.00 to \$2.60 on exercise)	10.83M
Options and Restricted Share Units (RSUs) and Deferred Share Units (DSUs)	9.72M
Property Acquisition (Mina Casiterita, Mina Hoyada)	0.20M
Fully Diluted	140.41M
Share Price (July 3, 2026)	C\$1.73
Market Share Capitalization (July 3, 2026)	C\$207M
Debt	Nil



Analyst Coverage

CANTOR FITZGERALD

Matthew O'Keefe
matthew.o'keefe@cantor.com

SPHENE CAPITAL

Peter Thilo Hasler
peter-thilo.hasler@sphene-capital.de

HAYWOOD SECURITIES

Pierre Vaillancourt
pvaillancourt@haywood.com

RED CLOUD SECURITIES

Ron Stewart
rstewart@redcloudsecurities.com

Experienced Leadership

Management Team



THOMAS LARSEN B.A.
Chairman and CEO

MILES NAGAMATSU C.P.A., C.A.
Chief Financial Officer

OSVALDO ARCE Ph.D., P.Geo.
Executive V.P. Exploration and Latin American
Operations

CHRIS HOLDEN CFA
Senior V.P., Corporate Development

JORGE ESTEPA B.A.
V.P., Secretary-Treasurer

BRENT WICHENKO
VP Investor Relations and
Capital Markets

JIMENA MORAN B.A.
V.P., Marketing, Logistics & Executive Assistant

Board of Directors



THOMAS LARSEN B.A.
Chairman and CEO

ALEXANDER HORVATH P.Eng
Lead Director

FRANCIS SAUVE

DUSAN BERKA P.Eng.

RICHARD STONE C.I.M.

PABLO ORDONEZ
Attorney at Law

CAROLINE CATHCART
Director

Corporate Advisory Board



PETER MARRONE
Former Executive Chairman
Yamana Gold Inc.
Senior Corporate Advisor

DOUG BACHE B.Math
Corporate Advisor

TOM LADNER J.D.
Securities Lawyer

Direct South American Affairs



LUC PIGEON P.Geo.
General Manager,
Compañía Minera Eoro Peru S.A.C.

ANA MORAN Attorney at Law
Manager Environmental & Social
Governance – Bolivia

Technical Advisors



BILL PEARSON Ph.D., P.Geo.
Senior Technical Advisor

QUINTON HENNIGH Ph.D.,
P.Geo.Geology / Geochemistry
Geologic and Technical Advisor to Crescat Capital, a
Strategic Shareholder

MIKE HALLEWELL BSc. F.I.M.M.M., F.S.A.I.M.M.,
F.M.E.S., C.Eng.
Metallurgy Engineer

COLIN BELSHAW B.A.
Mining Engineer

Independent Technical



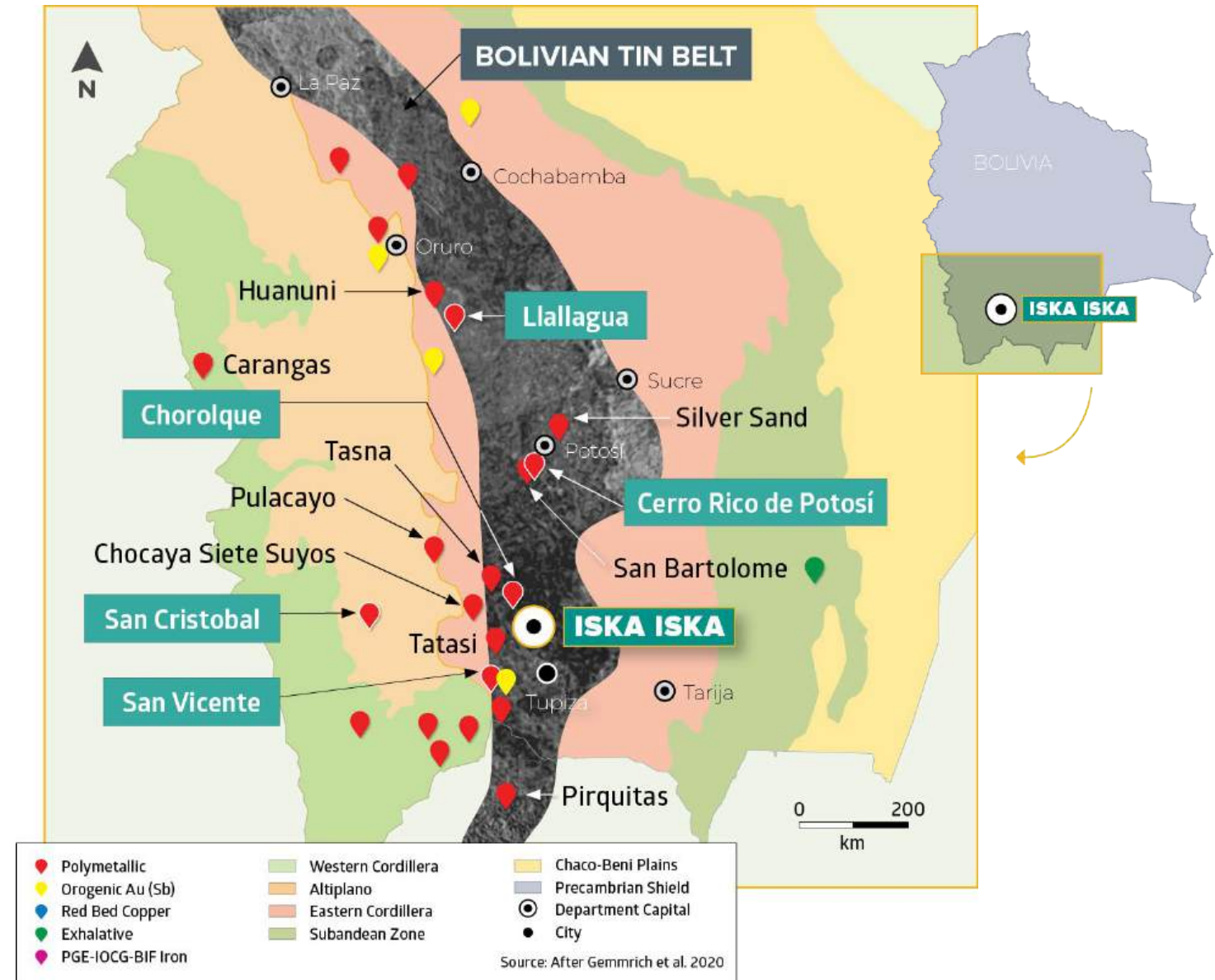
RICHARD GOWANS P.Eng.
Principal Metallurgist,
Micon International Ltd.

KEN ROBILLIARD AusIMM
Pyrometallurgist

HARRY BURGESS P.Eng.
Mining Engineer

Bolivia, a Prolific Mining Country

- **Iska Iska is in the SW part of the Eastern Cordillera** which hosts several giant deposits of gold, silver, iron ore, zinc, tin, lead and lithium
- **Cerro Rico de Potosí is the world's largest silver deposit** still producing today even after 2.1 billion ounces mined since 1545
- **Bolivian tin belt** is one of the largest tin metallogenic belts worldwide accounting for **6% of global tin production, 5% of silver, 4% of zinc, and 2% of tungsten** (USGS 2024)



Bolivian Infrastructure

- Easy access to **Northern Chilean seaports**
- Iska Iska project close to established **domestic paved road and rail transportation routes**
- **Two projected rail spur lines** and road access for connection to main rail transportation routes to the Northern Chilean ports and to **2 Bolivian smelters, Vinto and OMSA**
- Property is **close to high voltage power**
- **48 km to Tupiza**, a mining community

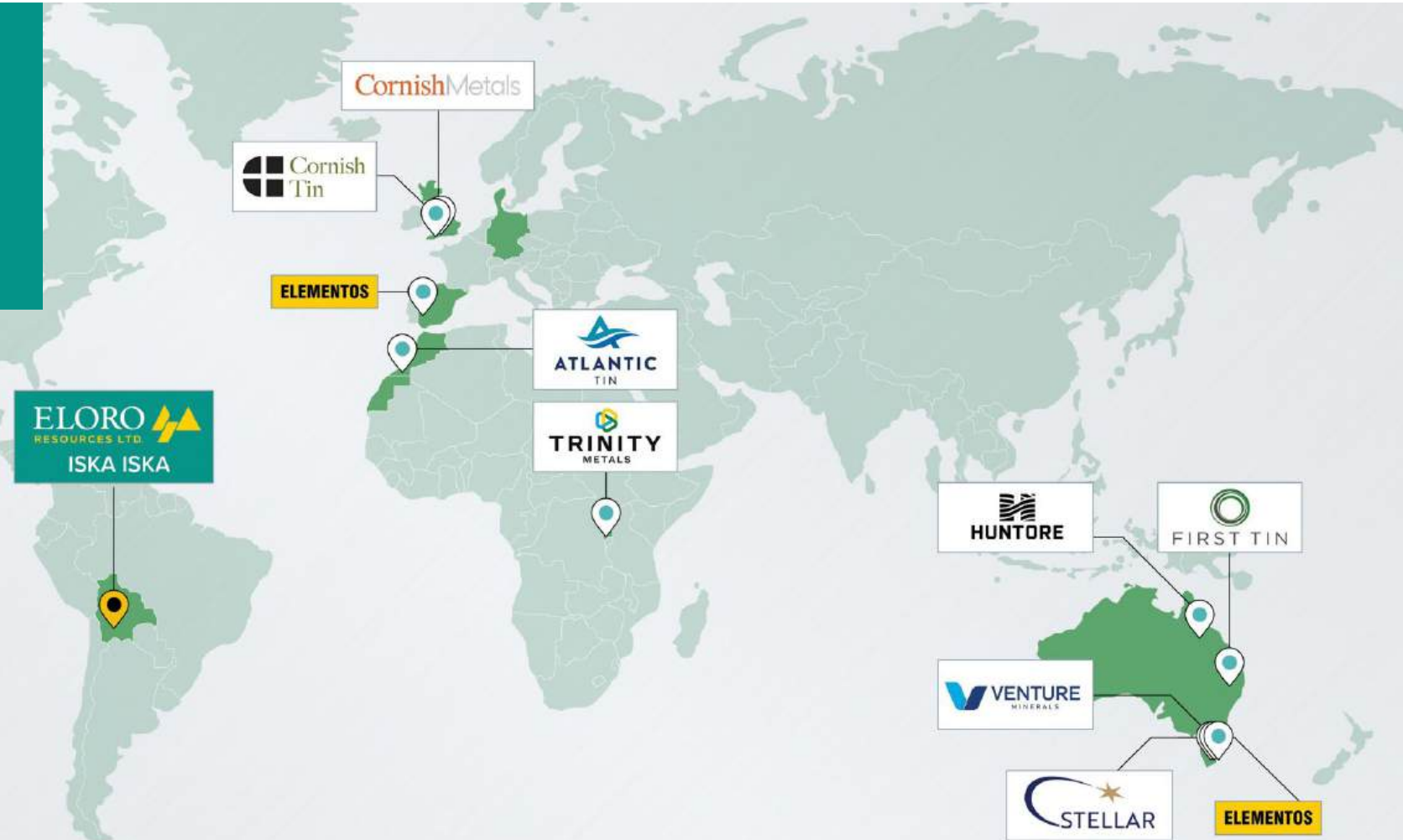


Developing tin in the Americas



Bolivia remains significantly underexplored and offers opportunities to find Tier 1 assets

- **Historically a key supplier of tin to the USA**, Bolivia continues to play a major role in global tin markets.
- The country has major opportunities in deeper **porphyry-style tin systems and polymetallic deposits**



Strong Environmental and Social Governance Program

 Eloro Resources is committed to supporting a historical mining region

- **Courses, workshops, materials and other social projects** focused on women, children and school groups in the surrounding local communities
- **Built 150 sanitation stations** in nearby communities of Almona and La Torre since 2021
- **Environmental studies** and community consultations ongoing
- Currently undergoing baseline third-party **ESG assessment** – Tin Code (International Tin Association)
- **Committed to Bolivian and local work force**



Definitive Option Agreement Completed

- Definitive Option Agreement completed
 - **\$10MM USD** total purchase price
 - **Private land** - owner has 100% of property
 - **Fully permitted** for exploration drill program
 - **No fixed expenditure** requirement
 - **No royalties** on property

- **All payments** have been made to the title holder

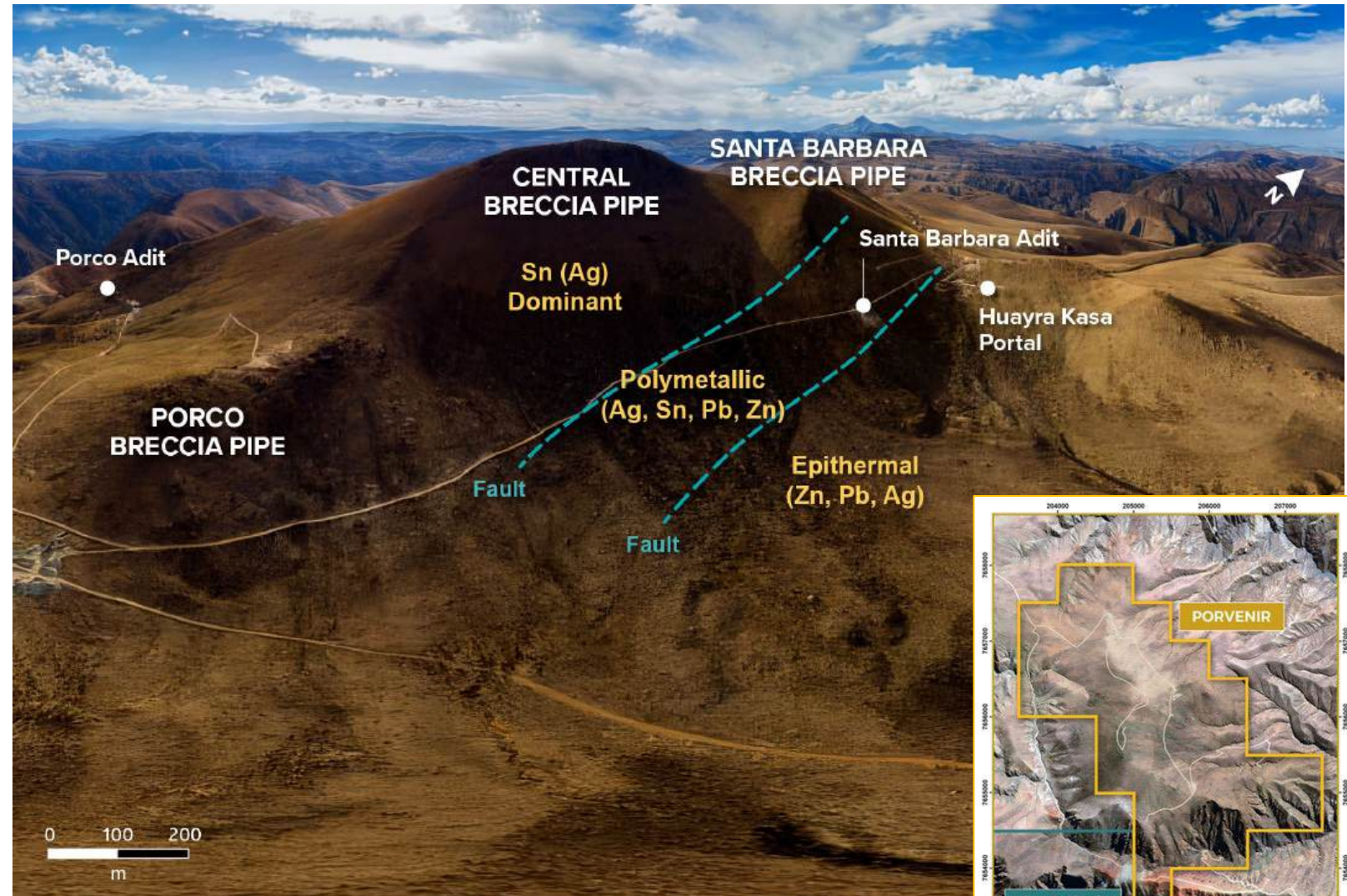
- **Iska Iska property owner**
Edwin Villegas is the VP and Director of Tupiza Mining Chamber, Department of Potosí



View of Iska Iska Caldera Complex

Iska Iska was never discovered by historic prospecting due to surface leaching that removed all sulphide metals.

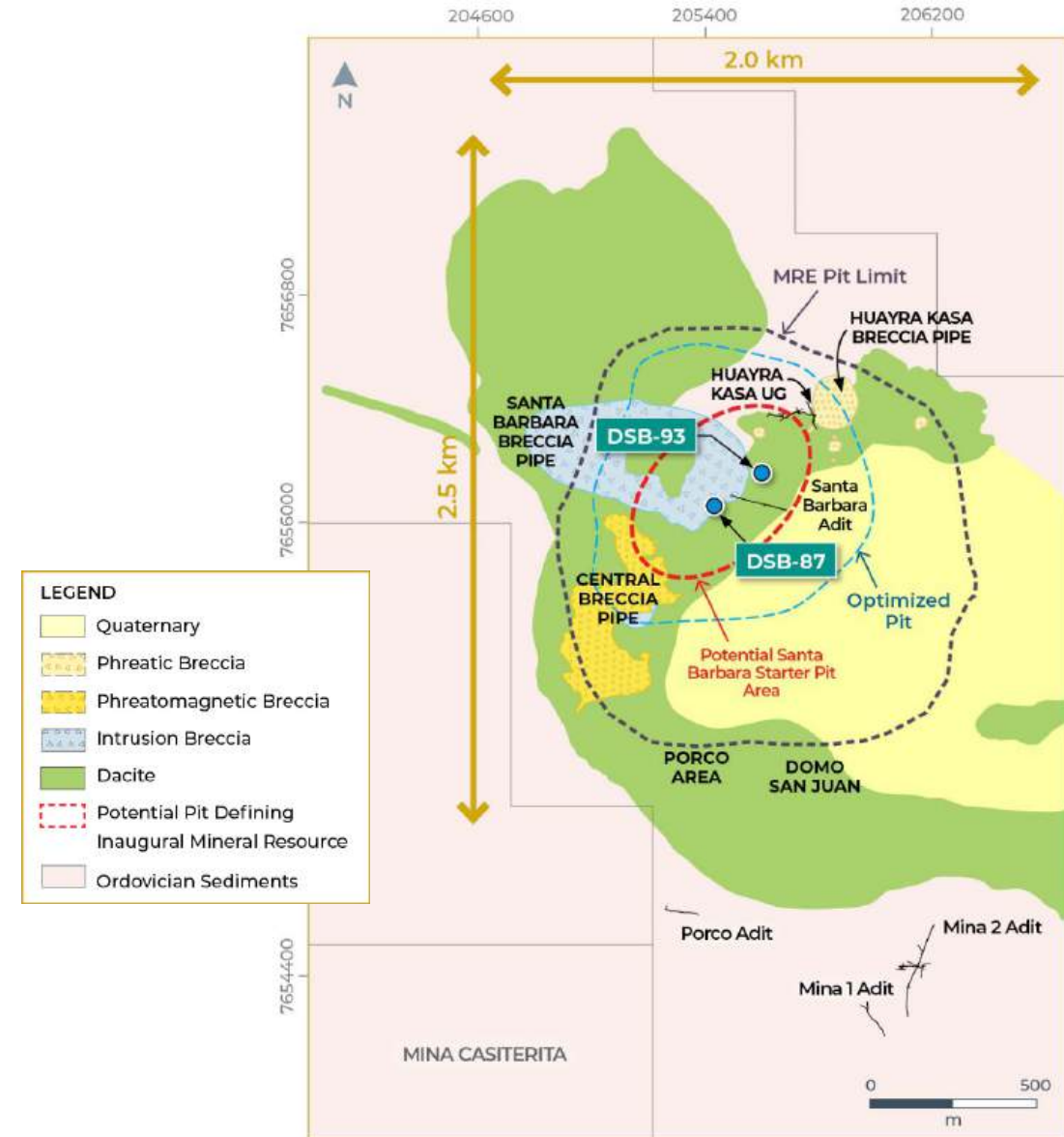
- Nevada-like Terrain at a much higher elevation (4,100m at peak, valley floor 3,000m)
- No artisanal mining, historical significance community and ESG issues



View of the Iska Iska Caldera Main Target Areas Looking Northwest

Property Geology and Mineralization

- **Iska Iska is a major silver-tin polymetallic porphyry-epithermal complex** associated with a Miocene collapsed/resurgent caldera, emplaced on Ordovician age rocks with major breccia pipes, dacitic domes and hydrothermal breccias
- Recent drilling indicates that there is a major dacite porphyry in the center of the caldera – **Iska Iska Porphyry**
- The Complex extends along a general NNW-SSE strike **for at least 4km**, a width of at least 2km and extends to a **depth of more than 1km**
- **Mineralization age is similar to Cerro Rico de Potosí** and other major deposits such as San Vicente, Chorolque, Tasna and Tatasi located in the same geological trend



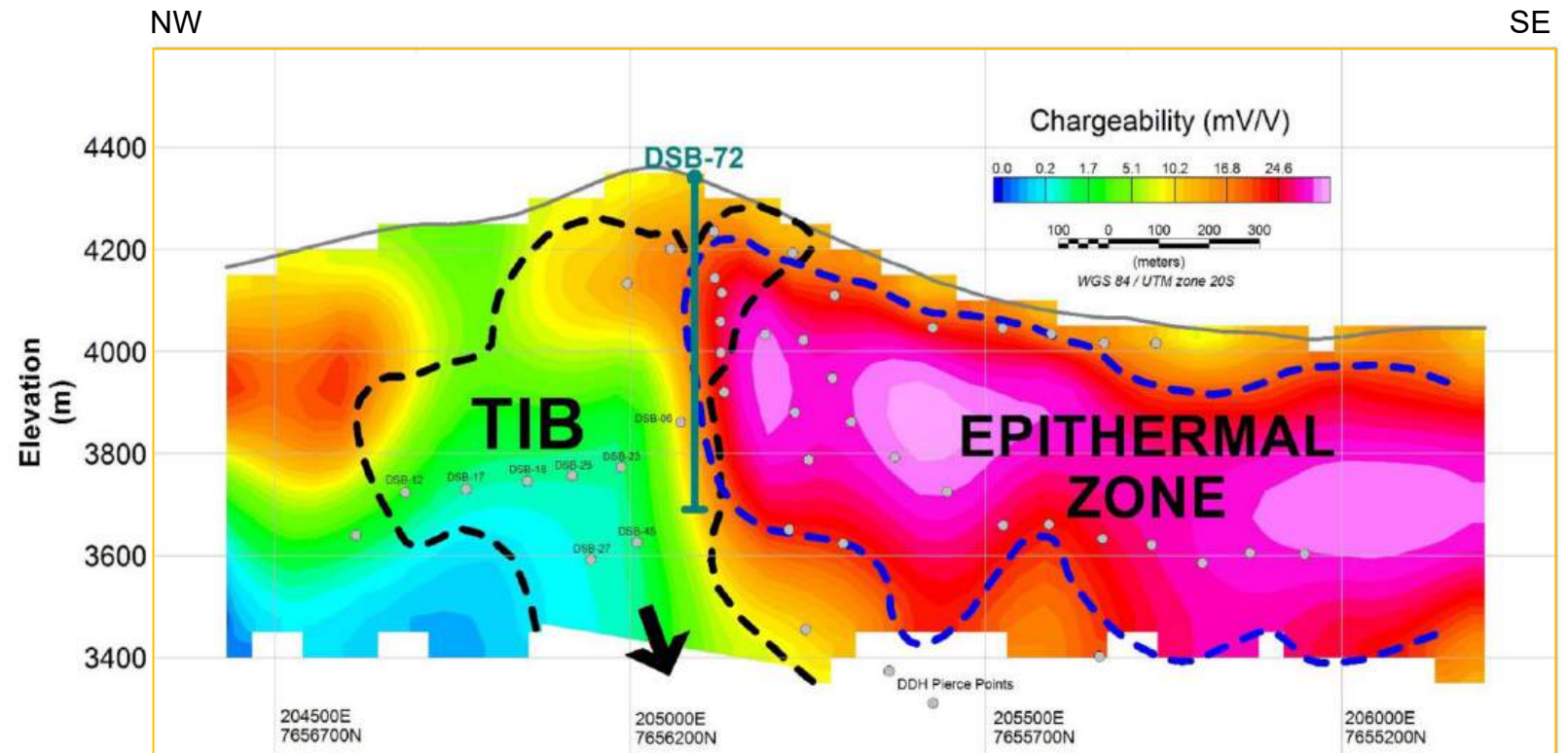
Two Major Potential Deposits at Iska Iska



Eloro is in a unique position of having **two discernable different deposit styles** juxtaposed against one another; a very large **silver-zinc-lead dominant system** next to a **high-grade tin system**.



- The intrusion breccia is very likely an offshoot or apophysis from a large tin porphyry at depth.
- The likely top of this tin porphyry is marked by a highly conductive zone that is interpreted as a pyrite-pyrrhotite halo around this porphyry.



TIB = Tertiary Intrusion Breccia

Successful Definition Drilling, Santa Barbara



Grades Improvement above Initial MRE post 14,085m program

As drill density has increased, the grades, especially for silver and tin, have notably improved.

Category	Metal	Units	Contained Metal		Increase %
			2023	2026	
Indicated	Silver	Moz	-	109.53	100
		Grade g/t	-	40	
	Zinc	Mt	-	1.03	100
		Grade %	-	1.21%	
	Lead	Mt	-	0.6	100
		Grade %	-	0.71%	
	Gold	Moz	-	N/A	N/A
Tin	Mt	-	N/A	N/A	
Inferred	Silver	Moz	298.7	248.6	-16.77*
	Zinc	Mt	4.1	4.7	14.9
	Lead	Mt	1.7	1.5	-14.37*
	Gold	Moz	NA	1.2	N/A
	Tin	Mt	0.1	0.3	107.7

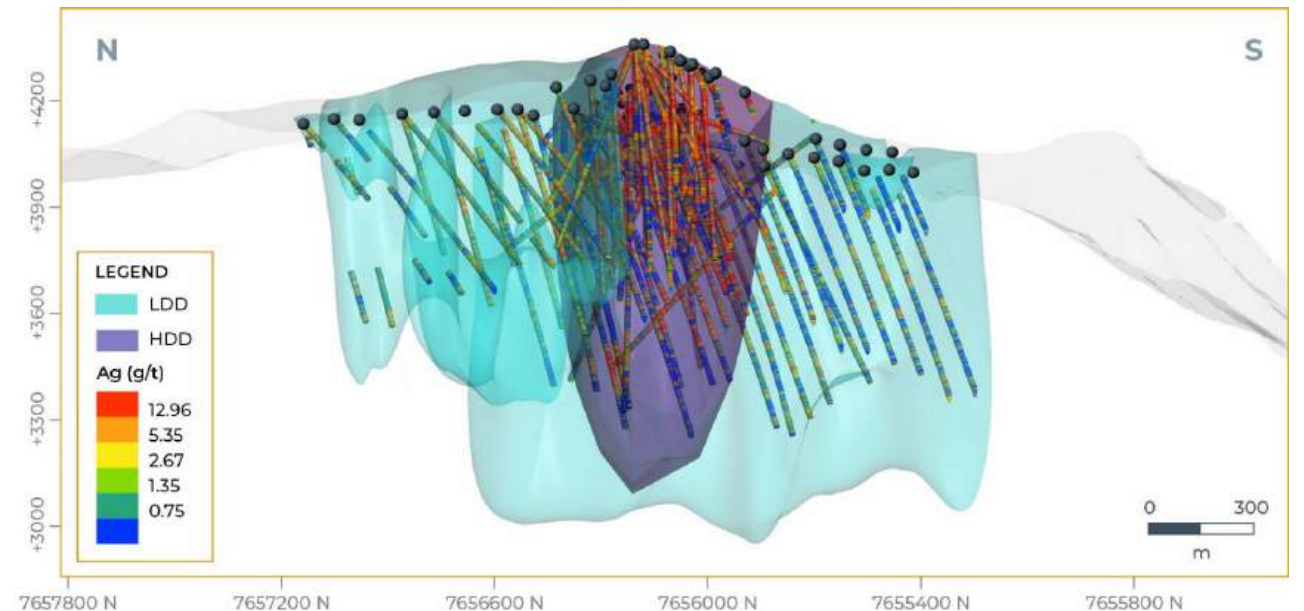
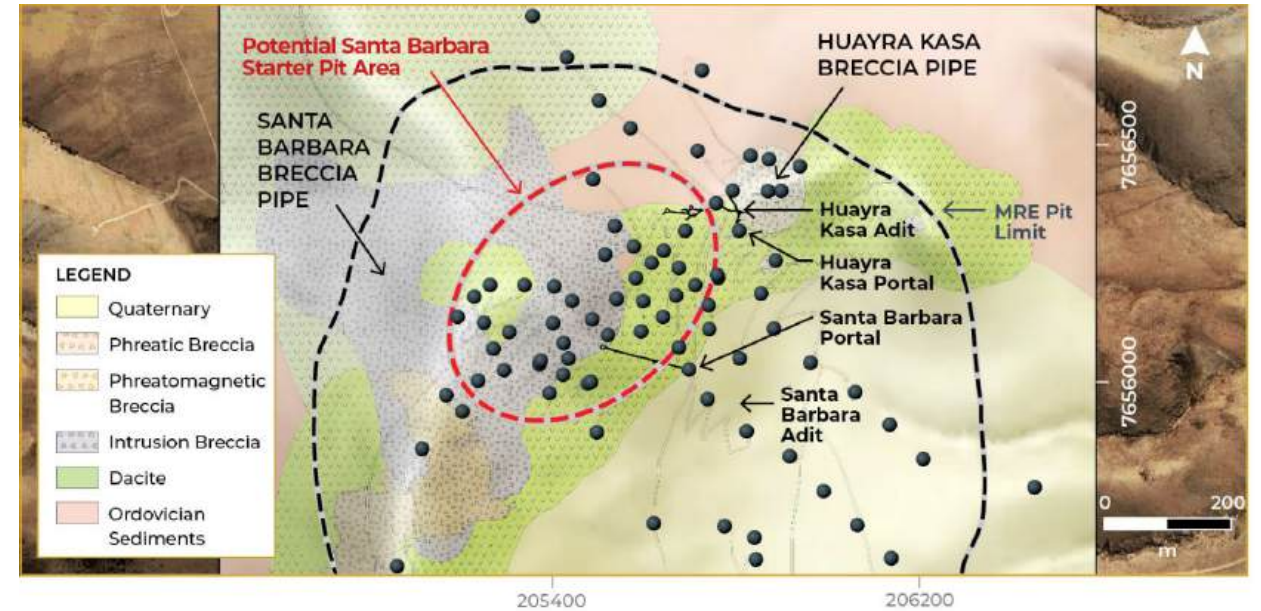
- **41% increase in inferred tonnage** to 945.43 Mt and introducing an Indicated category of 85.17 Mt.
- **65% increase in silver grades**, moving from 24.3 g/t Ag (2023 inferred) to 40 g/t Ag (2026 indicated) in the core zone.
 - **9% increase** in zinc grade
 - **42% increase** in lead grade
- Tin content more than doubling to **290,000 tonnes**

* Due to upgrading into the indicated category

Stepout and Infill Drilling Continues

20 targets outlined to be drilled and completed by October 2026

- Focused on enlarging the indicated resource and to confirm the continuity of mineralization beyond the actual boundaries through 50m-spacing and 25m-spacing drilling.
- 30,000 meters will be assigned to the Santa Barbara mineralized area, and the remaining meters to other potential areas as several targets have yet to be drilled
- Majority of drilling to be very systematic in approach based on geological knowledge



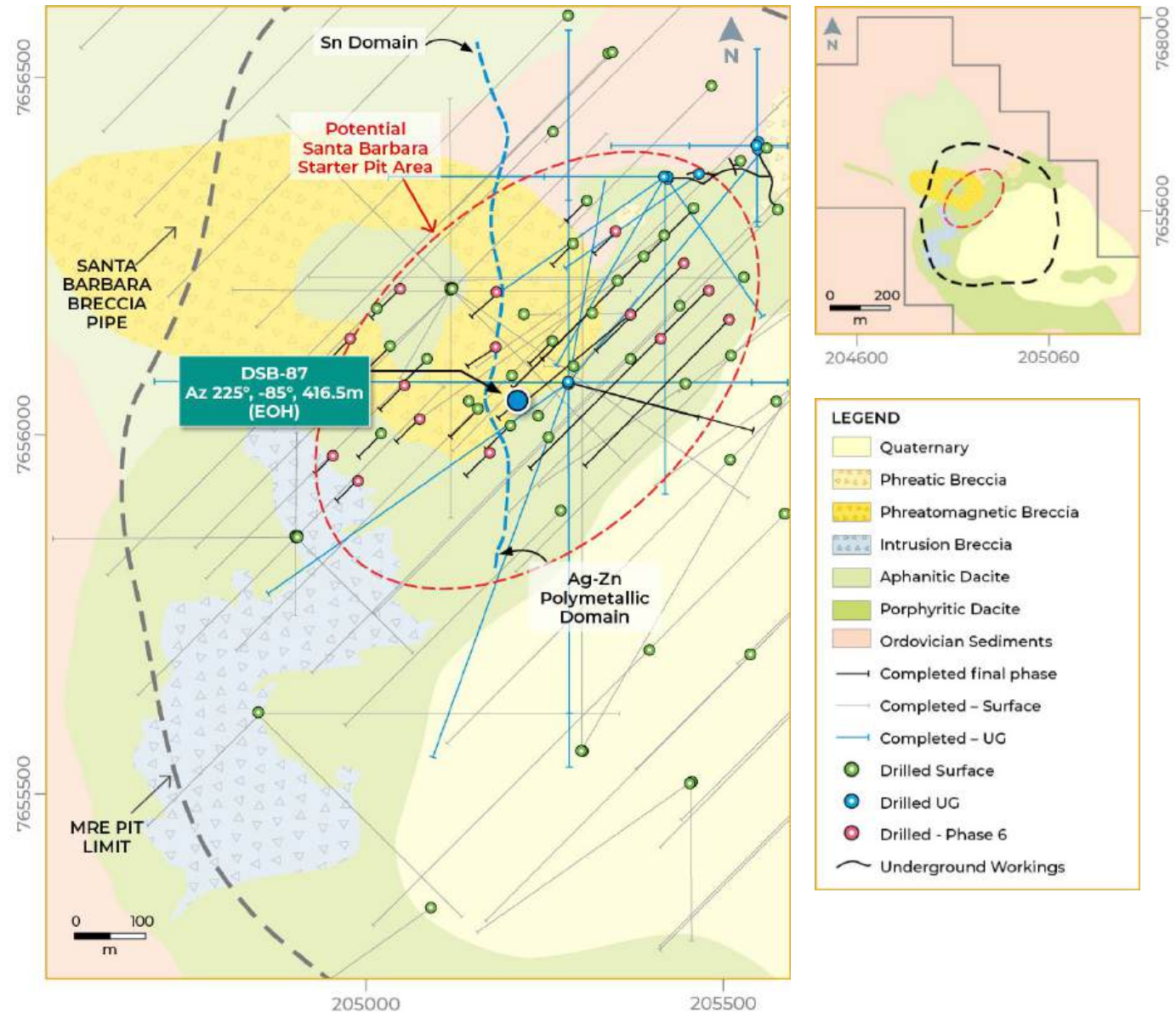
DSB 87 – Longest & Highest-Grade Tin Intersection



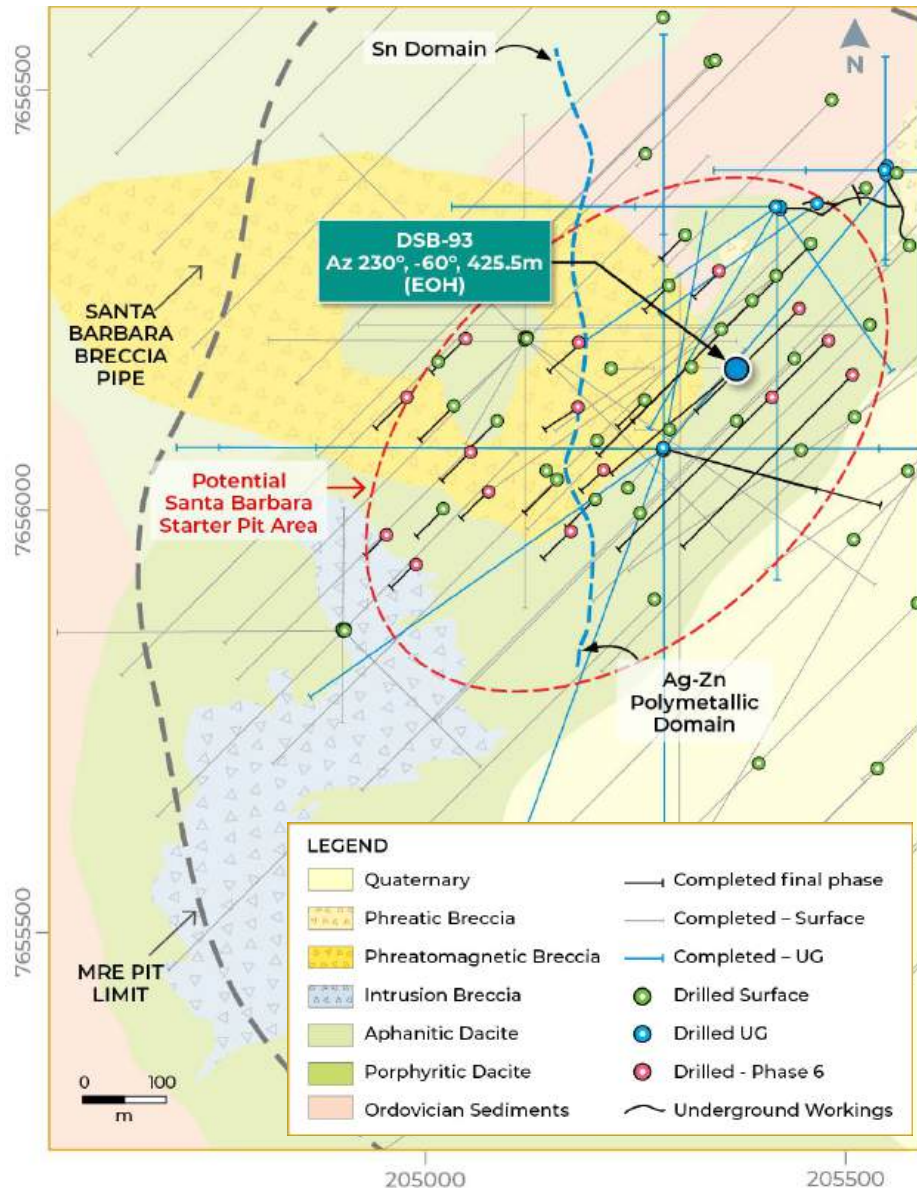
Increased potential starter pit dimensions by 100m x 100m along and across strike

DSB-87 – Infill hole (150m SE of DSB-72), announced September 16, 2025

- Intersected **213.0m @ 0.51% Sn & 25.46 g/t Ag** within a broader interval of 241.5m grading 0.47% Sn and 23.17 g/t Ag, **beginning at 26.10m**
 - including **1.18% Sn over 34.50m** beginning at 62.10m
 - including **238.4 g/t Ag & 1.55% Sn over 4.50m** beginning at 150.60m
- Targeting a **prominent intrusion breccia vein - breccia zone** within in the southwestern >0.30% tin zone



DSB 93 – Highest Silver Interval to Date at Iska Iska



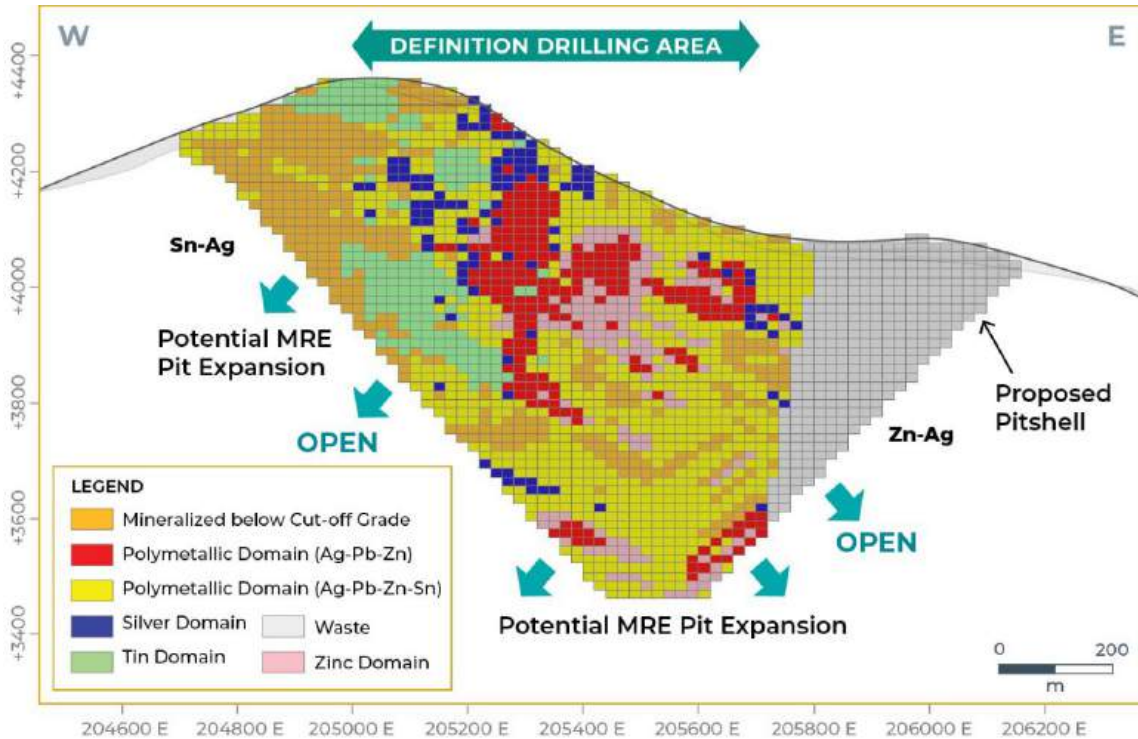
Eloro Resources Intersects **Highest Silver Interval to Date** at its Iska Iska Project, Southern Bolivia with **72 metres grading 294.81 g/t Silver**

DSB-93 – Infill hole (107m NE of DSB-61), December 9, 2025

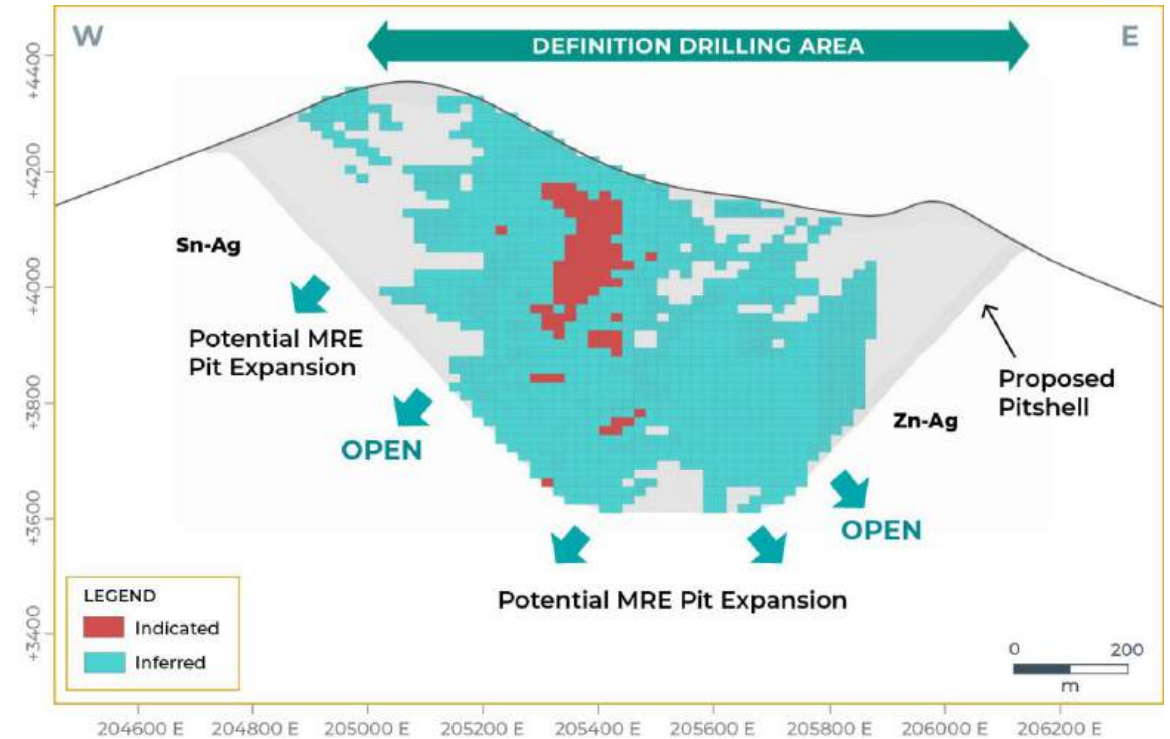
- Intersected the highest silver interval obtained thus far at Iska Iska with **72.0m @ 0.44% Pb & 294.81 g/t Ag beginning at 131.70m**, within a broader interval of 180.0m @ 0.74% Pb, 0.72% Zn, 0.16% Sn and 165 g/t Ag, beginning at 112.20m
- **Hole DSB-93** also intersected the following well mineralized intervals:
 - **28.50m @ 1.10% Pb, 0.57% Sn, 0.84 g/t Au and 253.63 g/t Ag** beginning at 223.20m
 - **33.00m @ 0.18% Sn** beginning at 374.70m
 - **7.50m @ 1.43% Cu** beginning at 34.20m
 - **7.50m @ 1.25% Zn** beginning at 49.20m
 - **6.00m @ 0.54% Pb and 3.09% Zn** beginning at 86.70m
 - **8.80m @ 1.45% Zn** beginning at 416.70m
 - **3.00m @ 1.68% Zn** beginning at 101.70m

Potential Resource Upgrade and Expansion Possibilities

Distribution of Metal Domains in the Optimized Pit



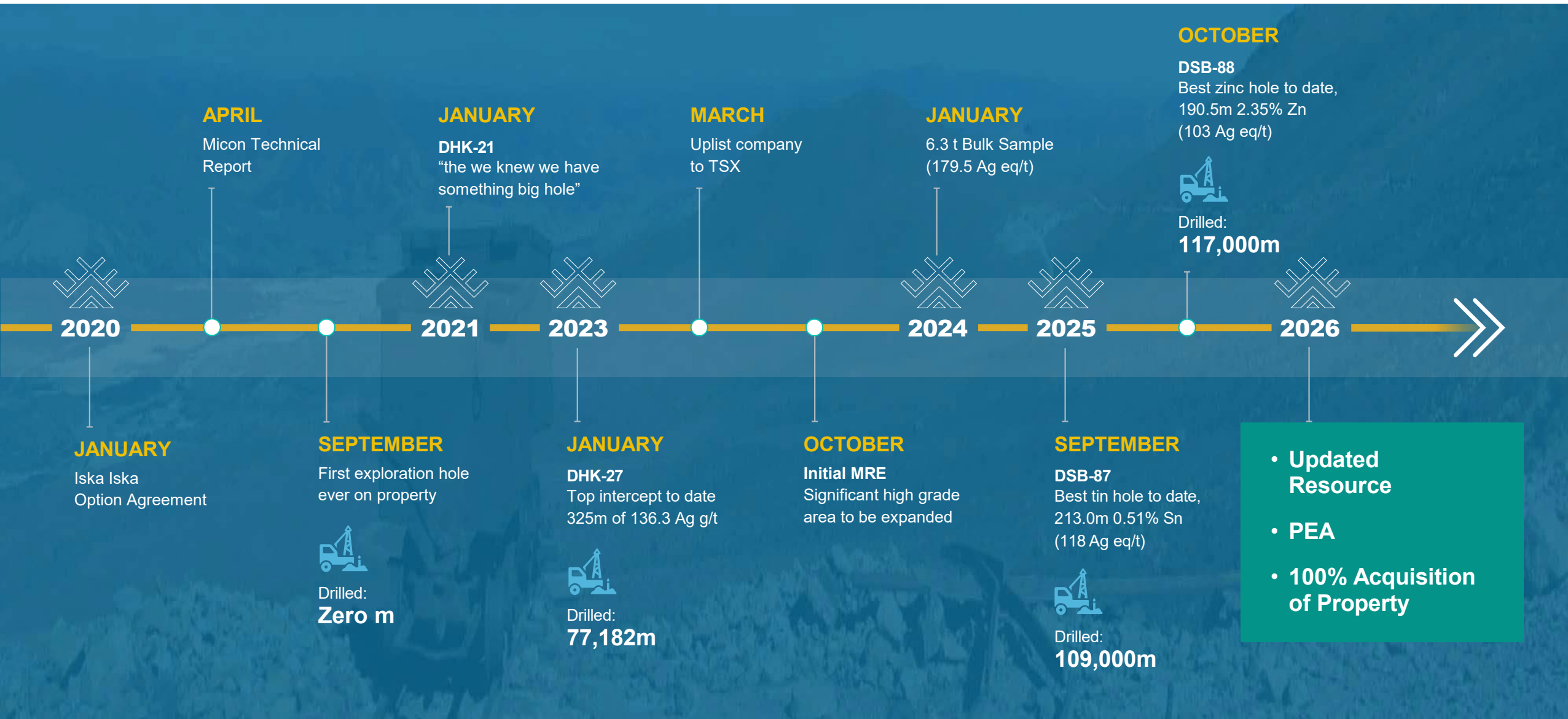
Optimized Pit Showing Mineral Resource Classification



- Major mineralized structural corridor that is **500m wide and extends for 2km along strike**
- Chargeability highs correlate very well with areas of **high-grade mineralization**

- Multiple areas within the Caldera have yet to be drilled and **remain open in multiple directions**
- Extensive opportunity to grow**, upgrade and enhance under the 40,000m program

Exploration Timeline



Well Positioned to Drive Shareholder Value



ISKA ISKA demonstrates the potential to **host two major Critical Mineral deposits** of Silver and Tin (> 1Bn tonnes)



Key 2026 Catalysts

- ✓ Updated Mineral Resource Estimate
- Preliminary Economic Assessment (PEA)
- Continued drilling results



Mining-friendly jurisdiction with vast underexplored potential and a track record of world-class metal endowment.



Experienced international team and a strong local Bolivian technical crew.



Iska Iska mineralization **open along strike, across strike, and at depth.**



Major 2026 focus: our tin domain with drilling planned in **high-potential >0.3% Sn zones.**



Definition drilling confirms that reduced drill spacing is **delivering higher overall grades, especially in the silver and tin domains.**

Appendix



Top 12 Iska Iska Intercepts

Date	Drill Hole ID	Intercept (m)	Grade (g Ag Eq/t)	Grade x Intercept	Ag (g/t)	Sn (%)	Zn (%)	Pb (%)
31-Jan-23	DHK-27	325.48	136.38	44,388	69.80	0.12	1.22	0.49
21-Jul-22	DSBU-10	349.08	118.24	41,276	44.69	0.14	1.05	0.77
20-Sep-22	DSB-30	441.21	93.19	41,117	9.45	0.07	1.53	0.88
28-Jul-21	DHK-18	300.75	113.05	33,998	18.37	0.05	2.14	0.67
16-Mar-22	METSBUG-01	351.00	96.18	33,759	29.85	0.11	1.01	0.64
6-Jan-25	DSB-70	255.75	127.85	32,698	30.08	0.13	1.63	0.98
26-Nov-24	DSB-68	289.13	111.13	32,132	66.90	0.11	0.63	0.42
11-Mar-25	DSB-75	309.00	92.67	28,636	90.92	0.03	0.15	0.10
16-Sep-25	DSB-87	241.50	117.97	28,490	23.17	0.47	0.10	0.13
26-Jan-21	DHK-15	257.50	105.78	27,239	30.18	0.08	1.47	0.60
23-Feb-22	METSBUG-02	303.05	87.49	26,513	40.16	0.13	0.51	0.41
28-Sep-21	DHK-21	194.14	134.10	26,035	36.53	0.10	1.63	1.20

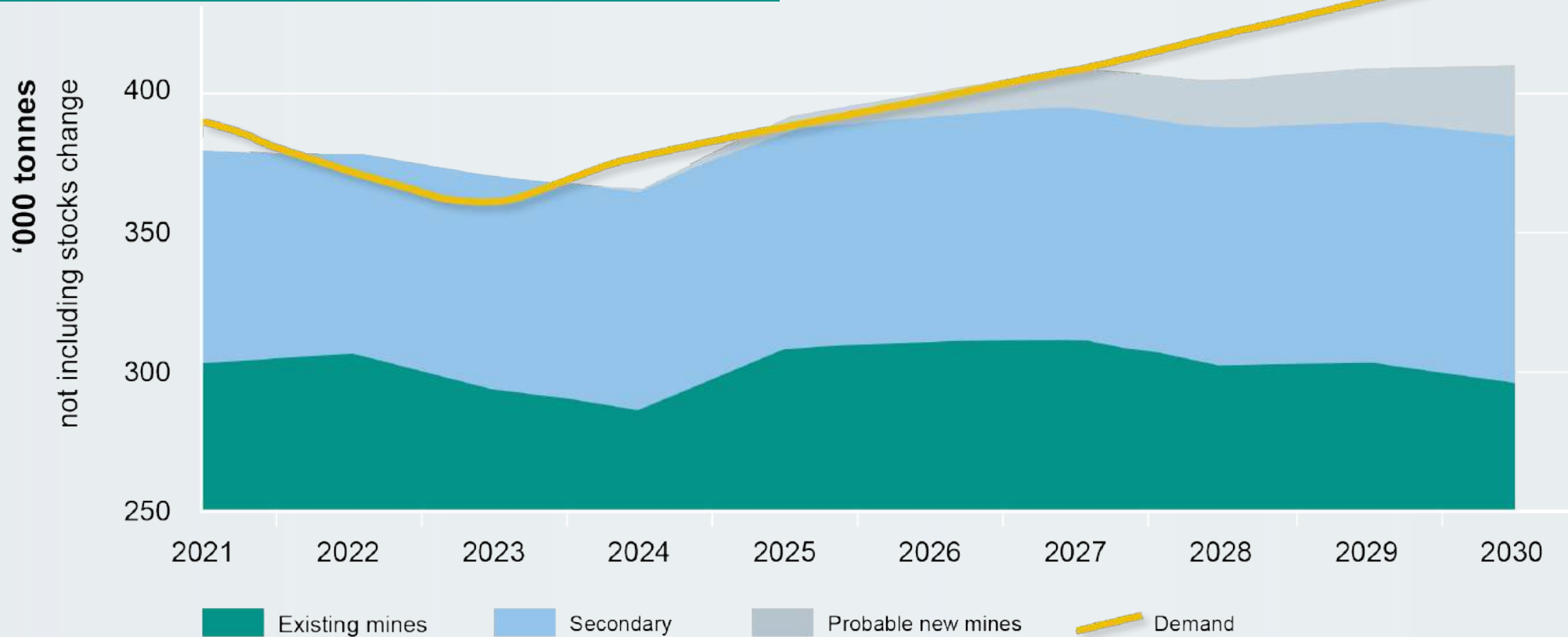
All calculations were made using average metal prices for the last 3 years and preliminary metallurgical recoveries as of Nov 26, 2024

Tin Supply / Demand Forecast



Growing global tin deficit underscores the **strategic value of new high-grade tin discoveries.**

Refined Tin Supply Demand Forecast



Source: International Tin Association Penang Conference 2024



CANADA

Thomas Larsen
CEO

Jimena Moran
V.P. Marketing and Logistics –
Executive Assistant Bilingual

Toll Free: 1 800 360-8006
Tel: 1 416 868-9168

20 Adelaide Street East, Suite 200
Toronto, Ontario,
Canada M5C 2T6

www.elororesources.com



BOLIVIA

Dr. Osvaldo Arce Ph.D., P.Geo.
Executive V.P. Exploration and Latin
American Operations, Minera Tupiza S.R.L.

Tel: +59 171 591-004
oarce@elororesources.com